

# XS Select Guarded Model Portfolio (Simulated Performance) As of 2019/04/30



All information in this document refers to the XS Select Guarded Model Portfolio and for all purposes this is not a unit trust fund. Unlike an actual performance record, the performance of the XS Select Guarded Model Portfolio is simulated.

## Portfolio Objective

The XS Select Guarded Model Portfolio has an objective of outperforming CPI +3% over rolling 3 year periods. In addition the portfolio aims to outperform the ASISA South African Multi-Asset Low Equity peer group.

The portfolio invests in a combination of equities, property, bonds, cash and offshore securities. The total equity exposure is limited to 40% and offshore exposure is limited to 30%.

## XS Select Guarded Model Portfolio

	Portfolio Weighting %
Prudential Inflation Plus A	22.03
Nedgroup Inv Core Guarded B	21.90
Coronation Balanced Defensive A	21.90
Nedgroup Inv Stable A	21.72
Allan Gray Stable X	12.45

ALLAN GRAY

FOORD

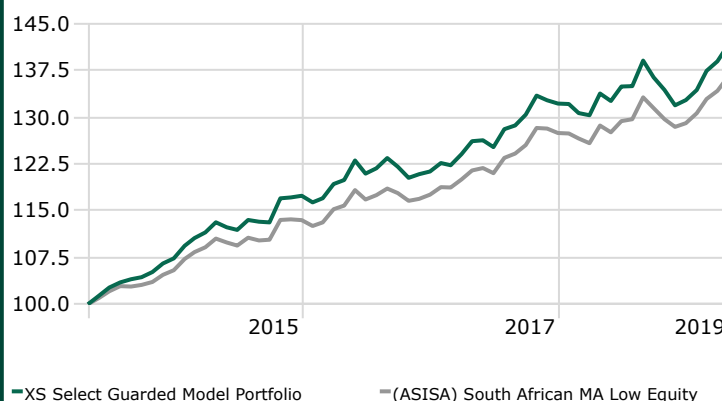
CORONATION  
FUND MANAGERS

PRUDENTIAL  
INVESTMENT MANAGERS

Taquanta

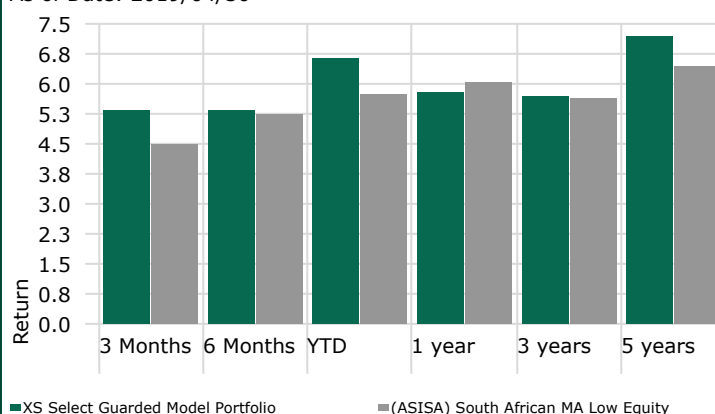
## Cumulative Investment Growth

Time Period: 2014/05/01 to 2019/04/30



## Trailing Returns

As of Date: 2019/04/30



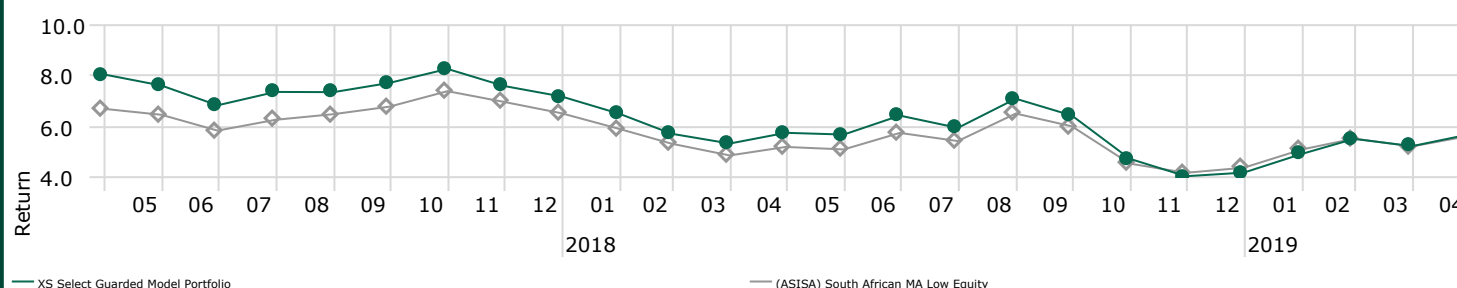
## XS Select Guarded Model Portfolio - Monthly Returns

	Jan	Feb	Mar	Apr	May	Jun	Jul	Aug	Sep	Oct	Nov	Dec	Year
2019	1.21	2.28	1.11	1.85									6.61
2018	-0.05	-1.10	-0.27	2.67	-0.90	1.75	0.05	3.03	-1.94	-1.47	-1.83	0.64	0.42
2017	1.11	-0.29	1.46	1.67	0.12	-0.87	2.30	0.47	1.34	2.34	-0.56	-0.40	8.97
2016	-0.90	0.57	1.94	0.54	2.61	-1.71	0.70	1.35	-1.13	-1.46	0.49	0.35	3.31
2015	1.87	1.13	0.82	1.45	-0.70	-0.37	1.42	-0.25	-0.09	3.41	0.12	0.23	9.33
2014	-0.99	1.44	1.30	1.06	1.35	1.31	0.80	0.49	0.32	0.79	1.30	0.77	10.37

## Rolling 3 Year Return

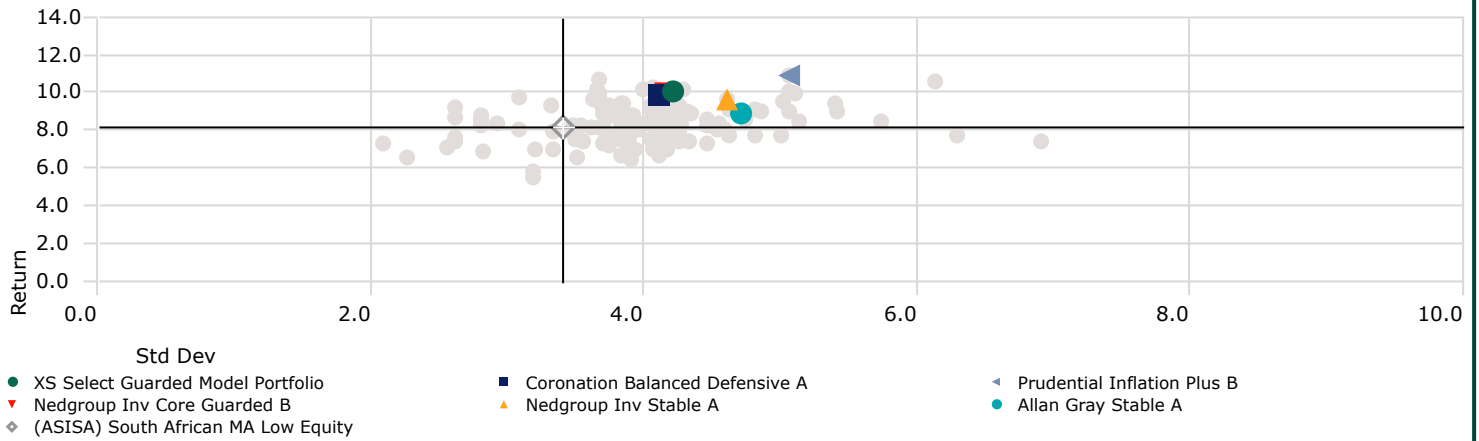
Time Period: 2014/05/01 to 2019/04/30

Peer Group (1-100%): None - None Rolling Window: 3 Years 1 Month shift



## Risk-Reward

Time Period: 2010/02/01 to 2019/04/30



## Calendar Year Returns

Currency: South African Rand

	2018	2017	2016	2015	2014
XS Select Guarded Model Portfolio	0.4	9.0	3.3	9.3	10.4
Coronation Balanced Defensive A	2.0	7.8	3.9	8.1	8.8
Prudential Inflation Plus B	-4.3	11.1	4.4	9.5	12.6
Nedgroup Inv Core Guarded B	1.7	9.8	4.6	8.3	11.2
Nedgroup Inv Stable A	2.6	7.1	0.4	11.4	8.9
Allan Gray Stable A	2.9	9.6	6.4	13.7	6.6
(ASISA) South African MA Low Equity	1.2	8.4	3.6	7.6	8.2

## Risk

Time Period: 2010/02/01 to 2019/04/30

	Std Dev	Max Drawdown	Best Quarter	Worst Quarter	Sharpe Ratio
XS Select Guarded Model Portfolio	4.22	-5.15	6.03	-2.66	0.87
Coronation Balanced Defensive A	4.11	-3.90	6.18	-2.26	0.85
Prudential Inflation Plus B	5.07	-5.99	7.70	-3.92	0.89
Nedgroup Inv Core Guarded B	4.16	-4.08	6.50	-1.50	0.86
Nedgroup Inv Stable A	4.61	-6.08	5.53	-2.83	0.71
Allan Gray Stable A	4.71	-5.68	7.42	-2.87	0.55
(ASISA) South African MA Low Equity	3.42	-3.55	4.54	-1.83	0.56

## Asset Allocation

Portfolio Date: 2019/03/31

