

# XS Accelerated Fund of Fund C As of 2019/07/31



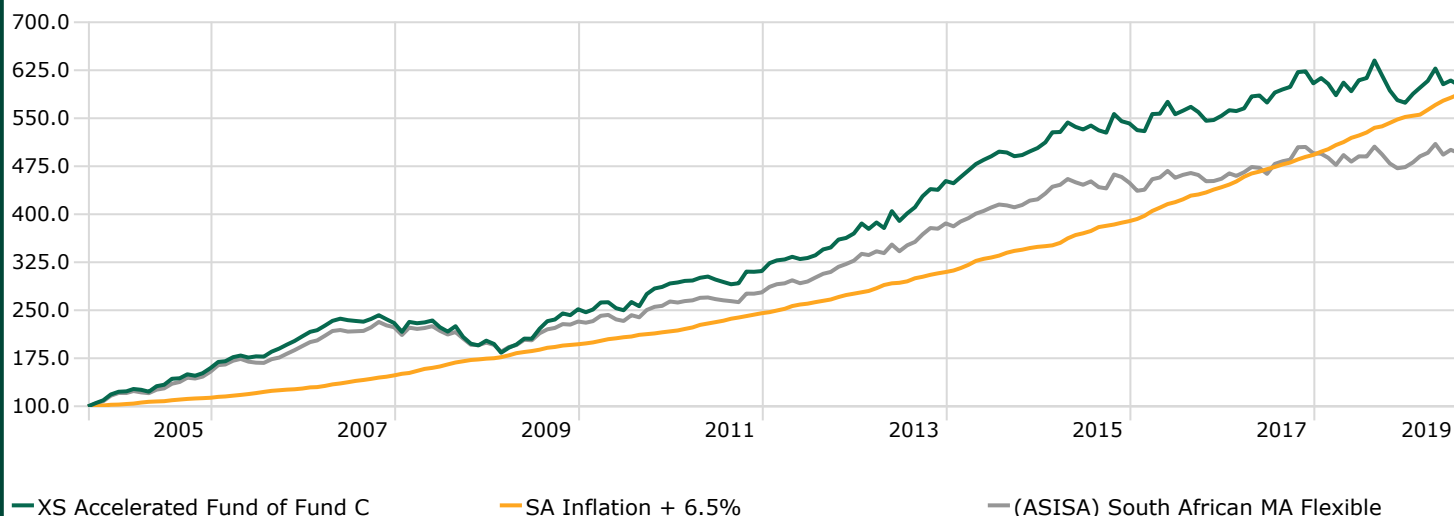
The investment objective of the XS Accelerated Fund of Fund is as follows:

**Target return:** The solution aims to outperform local inflation by 6-7% (net of fees) per annum.

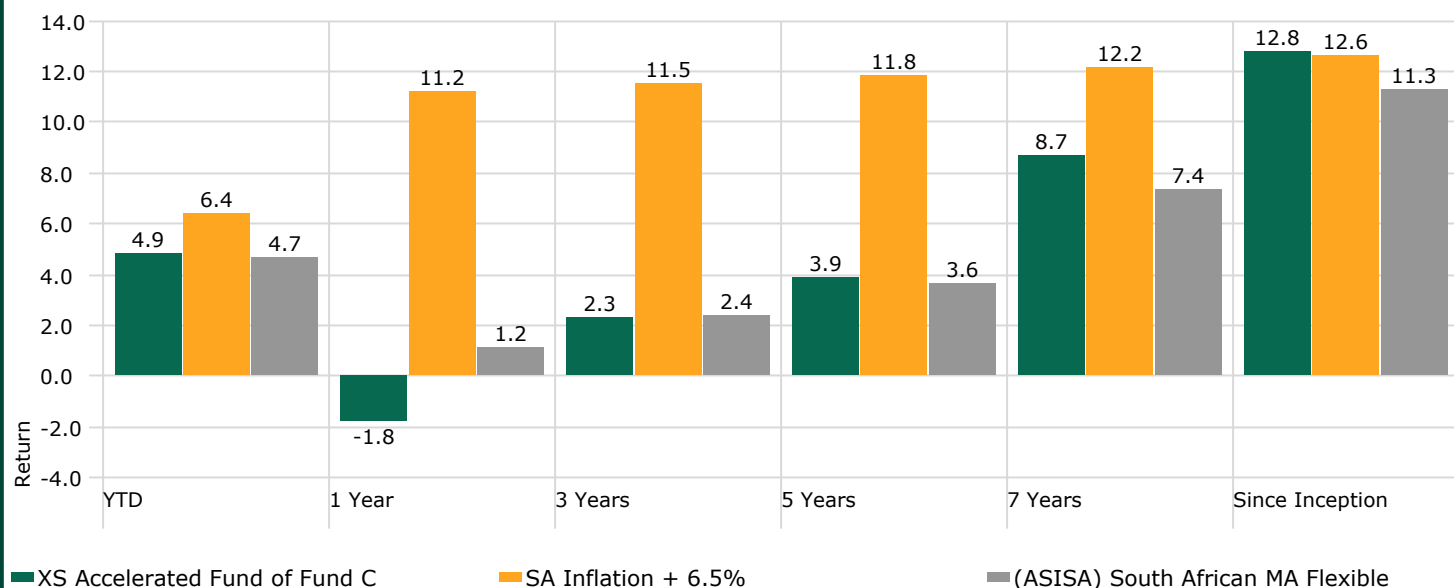
**Time horizon:** The minimum recommended time horizon for this solution to achieve its targeted return on a consistent basis is 7 years.

## Cumulative Investment Growth

Time Period: Since Common Inception (2004/09/01) to 2019/07/31



## Returns



## Calendar Year Returns

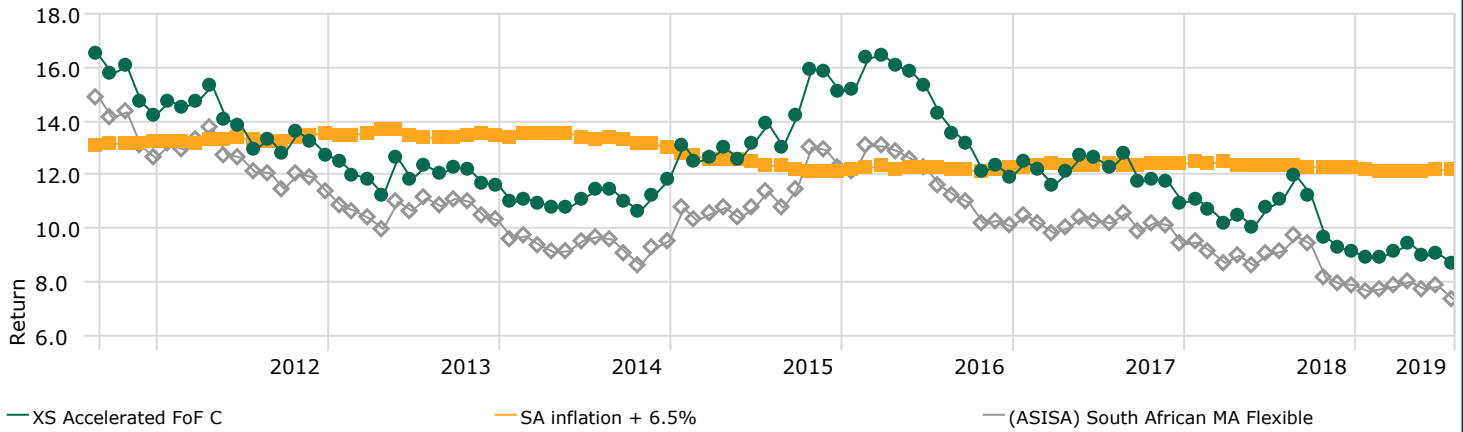
Currency: South African Rand

	YTD	2018	2017	2016	2015	2014
XS Accelerated Fund of Fund C	4.85	-5.0	9.2	2.2	7.6	11.39
SA Inflation + 6.5%	6.37	12.0	11.4	13.6	11.5	12.69
(ASISA) South African MA Flexible	4.71	-4.3	8.7	1.4	6.1	9.73

## Rolling 7 Year Return

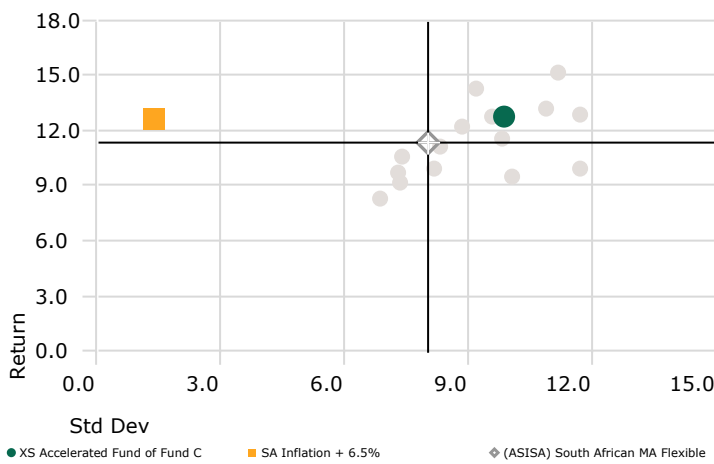
Time Period: Since Common Inception (2004/09/01) to 2019/07/31

Peer Group (1-100%): Open End Funds - ASISA Sector (South Africa) - (ASISA) South African MA Flexible Rolling Window: 7 Years 1 Month shift



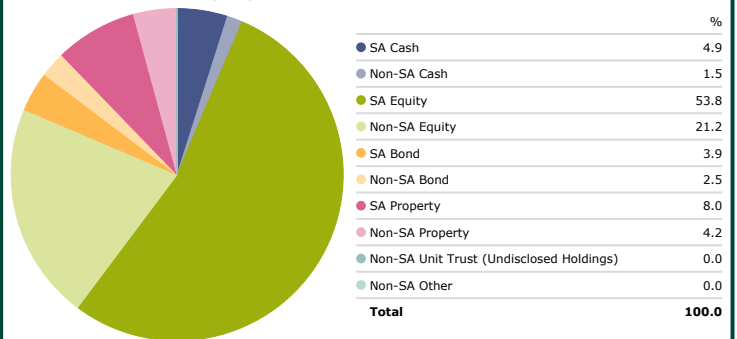
## Risk-Reward

Time Period: Since Common Inception (2004/09/01) to 2019/07/31



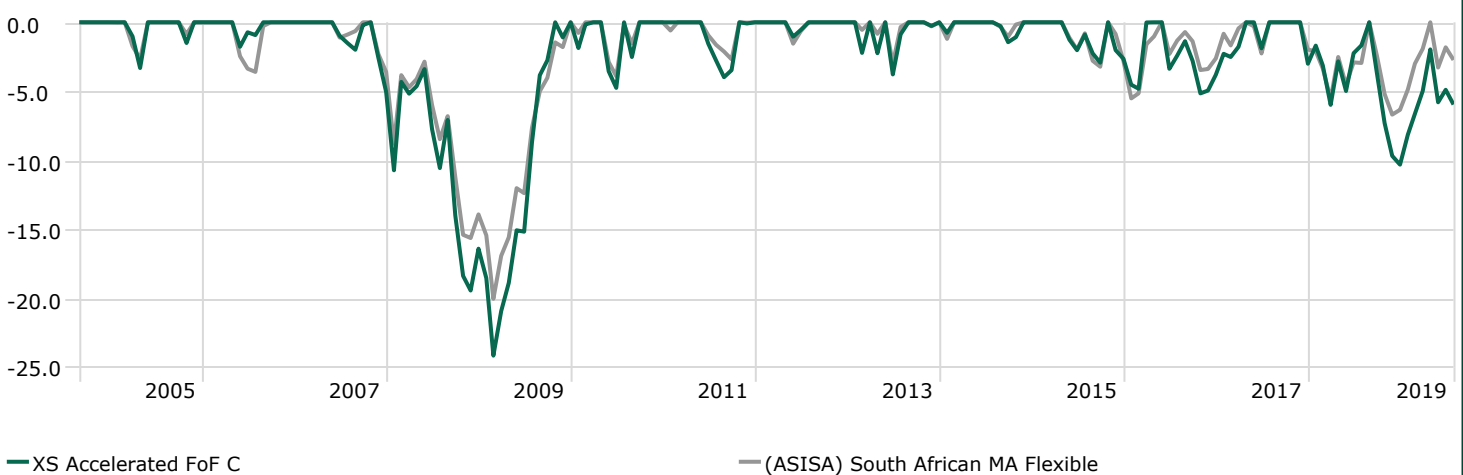
## Asset Allocation

Portfolio Date: 2019/06/30



## Drawdown

Time Period: Since Common Inception (2004/09/01) to 2019/07/31



## Risk

Time Period: Since Common Inception (2004/09/01) to 2019/07/31

	Std Dev	Max Drawdown	Best Quarter	Worst Quarter	Sharpe Ratio
XS Accelerated Fund of Fund C	9.85	-24.12	16.97	-6.93	0.57
SA Inflation + 6.5%	1.40		5.01	1.60	3.69
(ASISA) South African MA Flexible	8.04	-20.01	15.96	-5.53	0.52